

## PLUS - Static Preparation 1200 mm Sink Unit DW with 1 Bowl with Shelf - Left Drain

ITEM # \_\_\_\_\_  
 MODEL # \_\_\_\_\_  
 NAME # \_\_\_\_\_  
 SIS # \_\_\_\_\_  
 AIA # \_\_\_\_\_



**134128 (GLRISSPELS)**

Sink Unit for Dishwasher with  
1 bowl, left-hand drainer and  
lower shelf, 1200mm

### Short Form Specification

#### Item No.

Enhanced stability and solid construction thanks to the welded frame and legs. The 50mm high worktop in 304 AISI stainless steel, with Scotch Brite finishing 10/10 mm in thickness, has anti-drip edges, welded corners and overflow rim along the top. Welded and polish sink bowl in 304 AISI stainless steel supplied with overflow pipe and 2" drain hole. Upstand h=100mm with 10mm radius corner covered on the back with AISI 304 stainless steel spot welded profile. Square section legs and height adjustable feet (-20 +30 mm) in 304 AISI stainless steel. 40 mm-thick lower welded shelf in AISI 304 stainless steel slots easily into place at a height of 200 mm from the floor (compulsory to install the chest of drawers). Square section legs and height adjustable feet (-20 +30 mm) in 304 AISI stainless steel.

### Main Features

- Enhanced stability and solid construction. Stability, loading and stress tests by external certified body.
- Product range suitable for international tenders requirements for intense usage installations.

### Construction

- Welded frame and legs.
- Worktop with 50mm high profile, is in stainless steel Scotch Brite finishing, 10/10 in thickness with anti-drip edges and welded corners and overflow rim along the top.
- Constructed entirely in 304 AISI stainless steel.
- Sink bowl is sound-deadened, in polish stainless steel overflow pipe and 2" drain hole.
- Drainers are sound-deadened with stainless steel reinforcement bars.
- Upstand back completely covered with Stainless Steel welded profile.
- Square section legs (40x40mm, 10/10 in thickness) and height-adjustable feet (-20/+30mm).
- Lower shelf has 40mm high profile, is 8/10 in thickness with upturned edges and bar reinforcement welded to legs for further structure reinforcement.
- Accessories:-set of castors as alternative to the feet, can be fitted as optional.

### Optional Accessories

- Double plastic drain syphon 2 " for sinks PNC 850022 ☐
- Drawer for 1/1GN container, 400mm PNC 855201 ☐
- Drawer 600X650X150mm PNC 855202 ☐
- Chest of 4 drawers for 1/1G, 400mm PNC 855203 ☐
- Chest of 4 drawers, 600mm PNC 855204 ☐
- Set of 4 wheels (2 with brake), diameter=100mm PNC 855205 ☐
- Single plastic drain syphon 2 " for Sinks PNC 895313 ☐

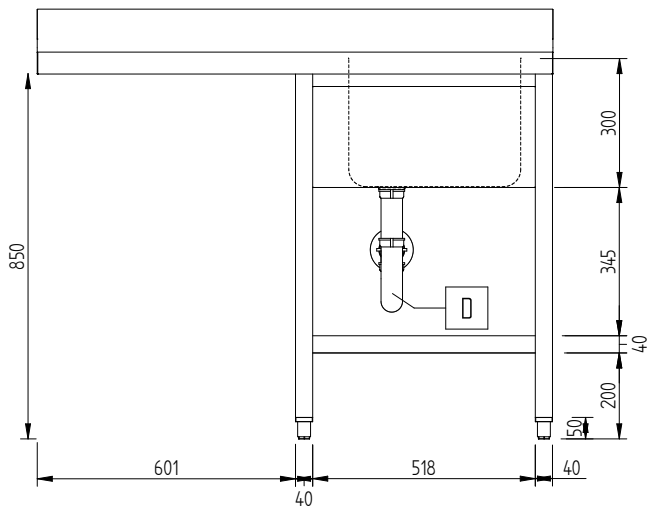
APPROVAL: \_\_\_\_\_

## PLUS - Static Preparation 1200 mm Sink Unit DW with 1 Bowl with Shelf - Left Drain

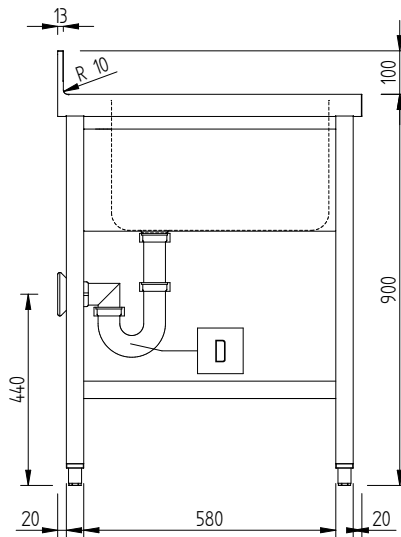
### Key Information:

|                              |              |
|------------------------------|--------------|
| External dimensions, Width:  | 1200 mm      |
| 134128 (GLRISSPELS)          |              |
| External dimensions, Depth:  | 700 mm       |
| External dimensions, Height: | 1000 mm      |
| Upstand Dimensions, Height:  | 100 mm       |
| Upstand Dimensions, Depth:   | 13 mm        |
| Upstand Dimensions, Radius:  | R=10         |
| Bowls number                 | 1            |
| Bowl dimensions              | 400X500XH250 |
| Worktop thickness:           | 50 mm        |
| Net weight:                  | 32 kg        |

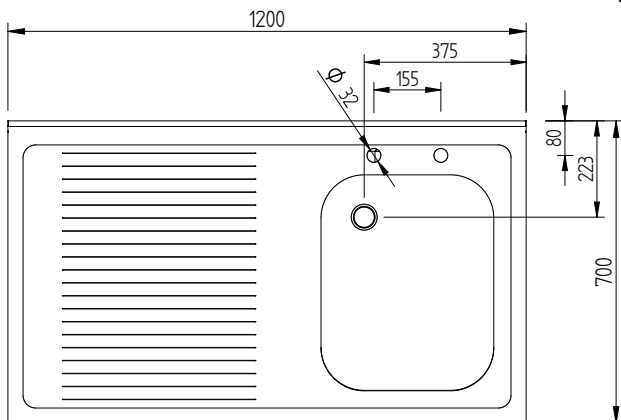
Front



Side



Top



PLUS - Static Preparation  
1200 mm Sink Unit DW with 1 Bowl with Shelf - Left Drain

The company reserves the right to make modifications to the products without prior notice. All information correct at time of printing.

2025.07.03